

Technical Data Sheet

CODE 15042

TORRETTA TRT 15 ED 4P

Centrifugal roof fans with horizontal discharge for hot fumes extraction



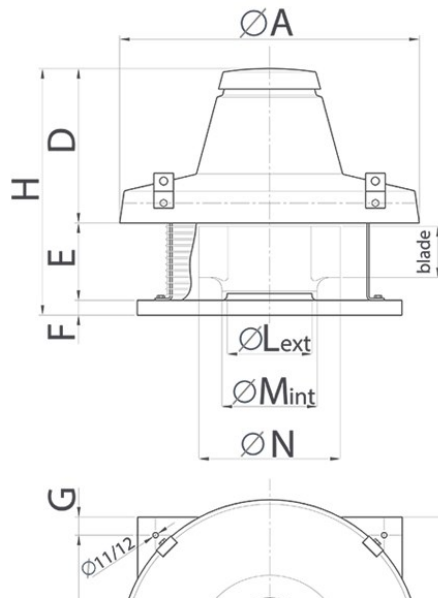
Certifications



TECHNICAL AND PERFORMANCE DATA

Frequency (Hz)	50	Weight (Kg)	19
Insulation class	1°	Airflow at 1st speed (l/s)	306
Max absorbed current at Max speed (A)	0,27	Airflow at 1st speed (m³/h)	1100
Max absorbed current at Min speed (A)	0,16	Max airflow at Max speed (l/s)	389
Max absorbed power at Max speed (W)	130	Max airflow at Max speed (m³/h)	1400
Max ambient temperature for continuous operation (°C)	90	Max pressure at Max speed (mmH2O)	24
Motor ATEX marking	55	Max pressure at Max speed (Pa)	235
Nominal diameter (mm)	250	Max RPM	1400
Number of phases (Ph)	3	Min RPM	1150
Number of poles	4	Pressure at 1st speed (mmH2O)	16
Power absorbed at 1st speed (W)	93	Pressure at 1st speed (Pa)	157
Voltage (V)	380-415	Sound pressure Lp [dB (A)] at 3 m	58,5

DIMENSIONS



Size A (mm)	600
Size B (mm)	410
Size C (mm)	357
Size D (mm)	309
Size E (mm)	166
Size F (mm)	38
Size G (mm)	26,5
Size H (mm)	513
Size L (mm)	206
Size M (mm)	211
Size N (mm)	319

PER INFORMAZIONI / FOR INFORMATION

ITALY

Pre Sales:
prevendita@vortice-italy.com
 After Sales:
postvendita@vortice-italy.com

UNITED KINGDOM & REP. OF

IRELAND
 Sales Dept:
sales@vortice.ltd.uk
 Technical Dept:
technical@vortice.ltd.uk

OTHER COUNTRIES

Sales Dept:
export@vortice-italy.com
 After Sales:
after-sales@vortice-italy.com

Technical Data Sheet

CODE 15042

TORRETTA TRT 15 ED 4P

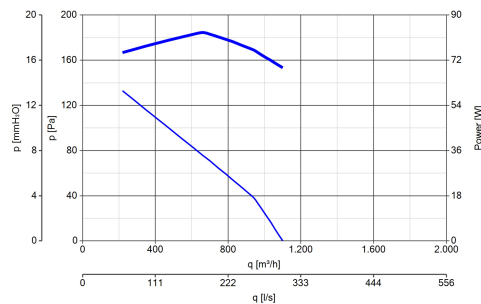
Centrifugal roof fans with horizontal discharge for hot fumes extraction



DESCRIPTION

- Centrifugal roof fan suitable for extracting hot fumes at up to 400 °C for 120 minutes.
- Base manufactured from phosphated pressed steel, epoxy powder coated with hammered effect finish, guaranteeing long-term resistance to atmospheric agents.
- Aerodynamically contoured inlet port for optimum performance, fashioned as a single unit with the base and gauged to optimize air flow.
- Motor mounting plate made of steel with galvanization surface treatment.
- Pressed steel motor cover: pickled and phosphated surface, polyester powder coated and oven baked finish, colour grey, with hammered texture.
- Accident prevention and anti-bird grilles (to UNI ISO 13857 standard), consisting of electrically welded steel rings with epoxy powder coated finish, colour black.
- Centrifugal impeller with self-cleaning backward curved blades, dynamically balanced (UNI ISO 1940, Point 1 – Class 6.3), made of electrolytically galvanized pressed steel.
- Dahlander 2 speed three-phase AC motor with shaft turning in ball bearings, size to UNEL MEC standard, flange B5, self-ventilating. Motor insulation class H, with metal cooling fan and cable gland.
- Minimum air flow 1100 m³/h
Maximum air flow: 1400 m³/h.
- Equipped with a motor start capacitor that must be installed remotely from the fan so that it cannot be damaged through direct exposure to heat.
- Galvanized steel eye lugs for transport and lifting/handling operations.
- Cable guaranteeing continuity of earth connection.
- Steel safety wire for anchoring the appliance once installed.

CURVES



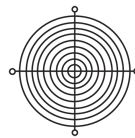
ACCESSORIES



IRT 15
Code 12923



TR-CU 10/15
(CONTROTELAIO
DI BASE U.)
Code 22511



TR-G 10/15
(GRIGLIA DI
PROTEZIONE)
Code 22700



PER INFORMAZIONI / FOR INFORMATION

ITALY
Pre Sales:
prevendita@vortice-italy.com
After Sales:
postvendita@vortice-italy.com

UNITED KINGDOM & REP. OF
IRELAND
Sales Dept:
sales@vortice.ltd.uk
Technical Dept:
technical@vortice.ltd.uk

OTHER COUNTRIES
Sales Dept:
export@vortice-italy.com
After Sales:
after-sales@vortice-italy.com

IRIF.)

Code 22910